



M-Warrior Tag


FEATURES

- M-Warrior tag operates effectively with good read range, when attached to metal.
- Rugged construction for high durability.
- Can be attached by thread or cable tie.
- Can also be provided with Adhesive tape for easy attachment.

APPLICATIONS

- Used in asset tracking, Ware house management, Containers and Railway Coaches identification.
- Factory automation, Automotive & Security purpose.

Chip Type:	Alien Higgs 3 EPC Class 1 Gen 2	
	EPC 96 bit extendable up to 480 bits	
	User Memory 512 bit	
	Data retention of 50 years	
	Write endurance 100.000 cycles	
Mechanical:	Dimension	61.5 x 14.3 x 13 mm
	Material	ABS GF
	Colour	Black
	Weight	9.2 g
Electrical:	Operating Frequency	865-868MHz, (902-928MHz also available on request)
	Operating mode	Passive (battery-less transponder)
Ingress Protection:	IP68	
Thermal:	Storage Temp.	-40 °C to +85 °C
	Operating Temp.	-40 °C to +85 °C
Part Number:	318V1	
Options:	Available with:	
	Other IC type on request	
	Other plastic material and colours e.g. PC/ABS	
	Adhesive backing for easy mounting	



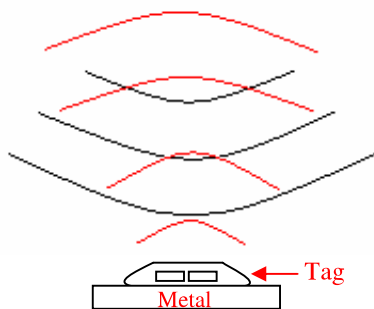
Tag Placement

- ✦ M-Warrior is polarized perpendicular to rectangular mounting holes provided.
- ✦ Place the tag in such a way that most of its bottom area comes in direct contact with metal.
- ✦ Ensure that there is no hindrance between the tag and the reader antenna.
- ✦ Reader antenna should be perpendicular to the axis of tag hole as shown in below

Correct way



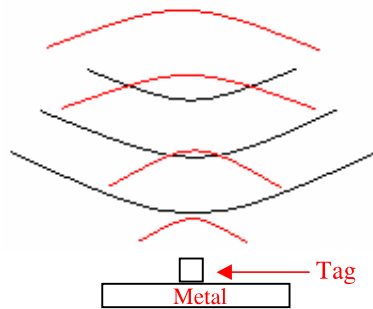
Antenna



Wrong way

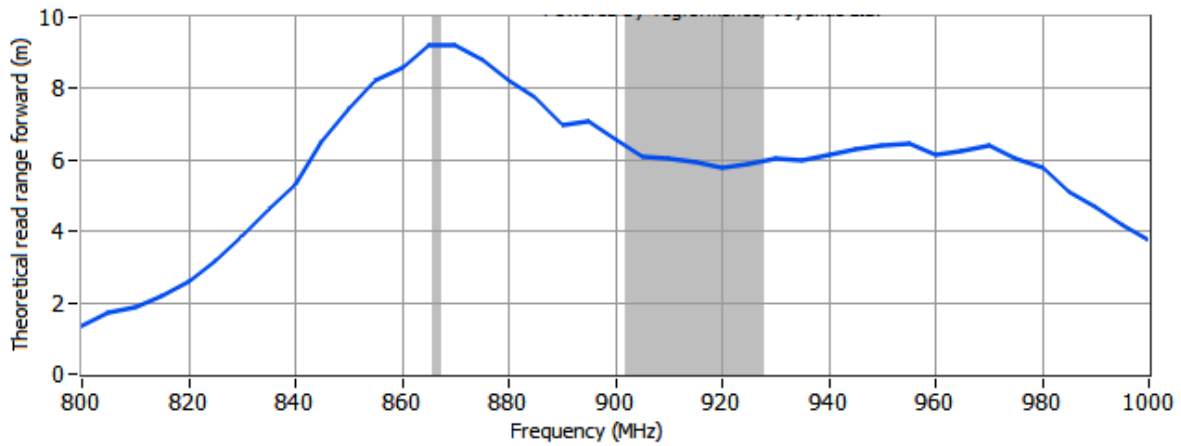


Antenna



- ✦ Tag can be attached either through Cable ties or Adhesive tapes.
- ✦ Two rectangular holes each of 22 x 3 mm are provided for easy mounting

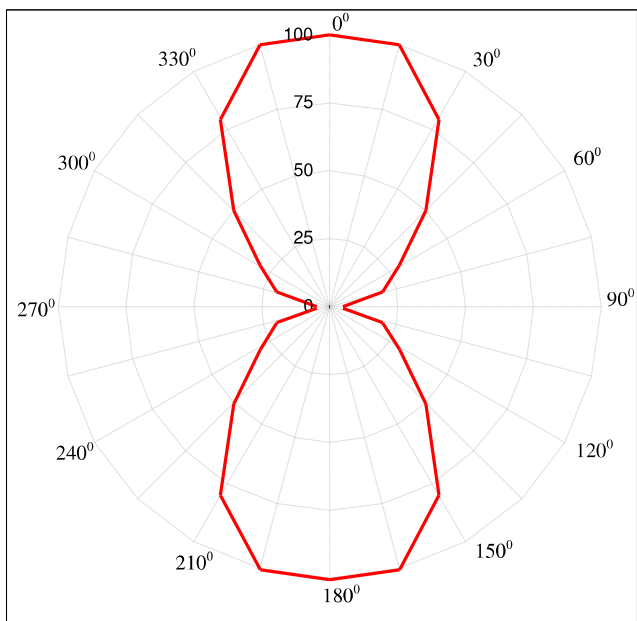
Frequency v/s Read Range Graph



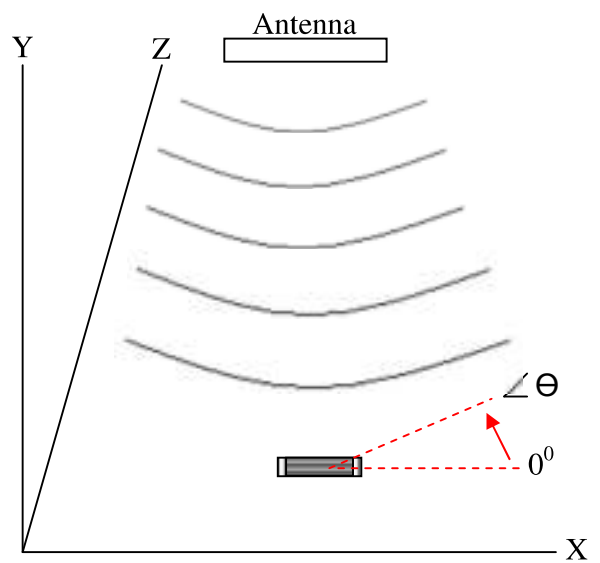
Angular Sensitivity

M-Warrior Tag Angular Sensitivity

(Relative Read Range vs. Orientation)



Read range (in percent) at various angle.



Tag is rotated in the X-Y plane about the z axis