



M-Prince Tag


FEATURES

- Operates effectively with a very good read range, especially when attached to metal.
- Rugged construction for high durability
- Can be attached by screws with the help of two holes.
- Can also be provided with Adhesive tape for easy attachment.
- Flexible Read/Write Range (reader dependant).

APPLICATIONS

- Used in asset tracking applications such as Equipment, Parts, Containers, railway and warehousing solutions.
- Factory automation, Automotive & Security purpose.

Chip Type:	Alien Higgs 3 EPC Class 1 Gen 2	
	EPC 96 bit extendable upto 480 bits	
	User Memory 512 bit	
	Data retention of 50 years	
	Write endurance 100.000 cycles	
Mechanical:	Dimension	90 x 34 x 7mm
	Material	ABS
	Colour	Blue
	Weight	19.3 g
Electrical:	Operating Frequency	865-868MHz, (902-928MHz also available on request)
	Operating mode	Passive (battery-less transponder)
Ingress Protection:	IP68	
Thermal:	Storage Temp.	-40°C to +85°C
	Operating Temp.	-40°C to +85°C
Part Number:	316V1	
Options:	Available with:	
	Other IC type and Frequency on request	
	Other plastic material and colours	
	Adhesive backing for easy mounting (indoor application)	
		Available for non-metallic application



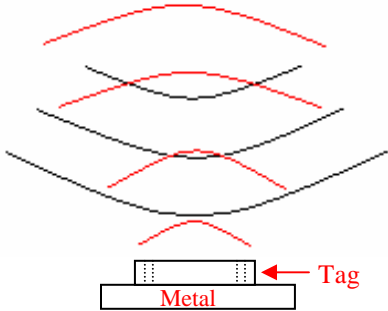
Tag Placement

- ✚ M-Prince is polarized perpendicular to TTF logo.
- ✚ Place the tag in such a way that most of its bottom area comes in direct contact with metal.
- ✚ Ensure that there is no hindrance between the tag and the reader antenna.
- ✚ Reader antenna should be parallel to the tag length as shown in below figure:

Correct way



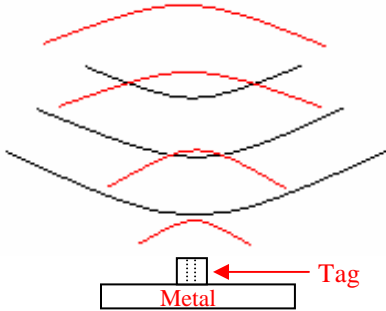
Antenna



Wrong way

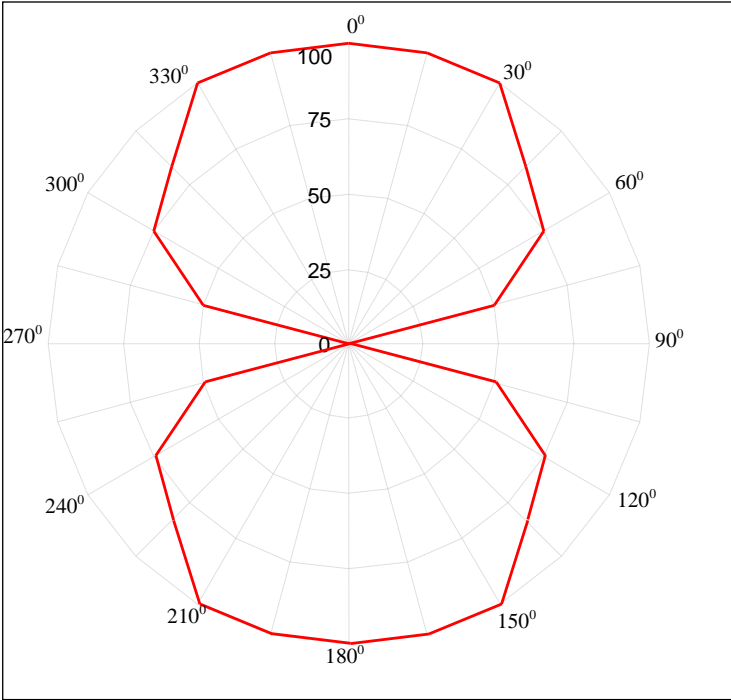


Antenna



- ✚ Tag can be attached either through screw M5/ Rivets / Adhesive tape.
- ✚ The distance between the hole to hole is 80mm

M-Prince Tag Angular Sensitivity (Relative Read Range vs. Orientation)



Read range (in percent) at various angle.

